

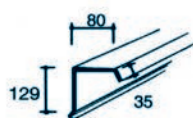
ACCESSOIRES DE FINITION

TÔLE LAQUÉE

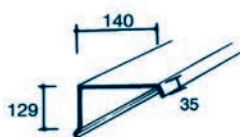
GALVA

RIVE PIGNON

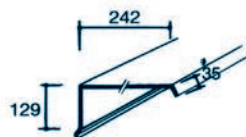
DEV 244



DEV 305



DEV 406

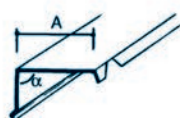


DEV à la demande



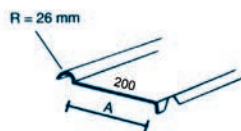
FAITIÈRE

FAITIÈRE simple



α Standard = 80°

FAITIÈRE
à boudin
DEV 305



FAITIÈRE double
DEV 406



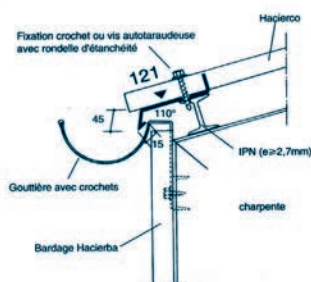
α Standard = 160°

DEV à la demande

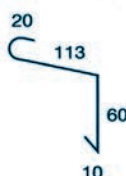


CLOSOIR

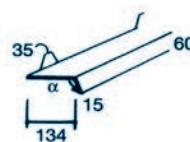
CLOSOIR



DEV 203



DEV 244



α Standard = 110°

DEV à la demande



α Standard = 110°

CONSULTEZ-NOUS POUR TOUT AUTRES PROFILS